



# WIDEX EVOKE & MENU RIC/BTE ORDER FORM

905.315.8303 | 800.387.7943 | Fax: 905.315.5090 | ESHOP.WIDEX.PRO

Service Priority:  Next Day (\$50)  Standard Purchase Order #: \_\_\_\_\_ Date: \_\_\_\_\_ Contact Name for Changes: \_\_\_\_\_

Bill To: \_\_\_\_\_ Ship To: \_\_\_\_\_ Internal Use Only: \_\_\_\_\_

THIRD PARTY:  VAC/DND/RCMP (w/ accessories)  VAC/DND/RCMP (w/o accessories)  HC/NIHB  ODSP Client/Claim #: \_\_\_\_\_  
 WSBC  WCB AB  WCB SK  WCB MB  WCB NS  WSIB  CNESST  WHSCC OTHER: \_\_\_\_\_

## PATIENT INFORMATION

Name: \_\_\_\_\_  
 Date of birth: \_\_\_\_\_  
 Ear Texture:  Soft  Average  Firm  
 Impression:  Open Jaw  Closed Jaw  
 Previous Model (if applicable): \_\_\_\_\_  
 User Instruction language:  EN  FR  Other: \_\_\_\_\_  
 If necessary due to space limitations, may we change:  
 Custom ear-tip/earmould material?  Yes  No  
 Receiver type (if audiogram permits)?  Yes  No  
 Vent size?  Yes  No

Air Conduction Thresholds

	250	500	1000	1500	2000	3000	4000	8000
L								
R								

Special Instructions: \_\_\_\_\_

## STEP 1 - SELECT HEARING AIDS

Style	Family	Series	Model	Item Code	2.4 GHz	Receiver	Colour ID
RIC/RITE	EVOKE	440 <input type="checkbox"/>	RIC 10 <input type="checkbox"/> L <input type="checkbox"/> R	ERBO		S <input type="checkbox"/> L <input type="checkbox"/> R M <input type="checkbox"/> L <input type="checkbox"/> R	068 Pearl White <input type="checkbox"/> L <input type="checkbox"/> R 069 Summer Gold <input type="checkbox"/> L <input type="checkbox"/> R 071 Cappuccino Brown <input type="checkbox"/> L <input type="checkbox"/> R
		330 <input type="checkbox"/>	FUSION <input type="checkbox"/> L <input type="checkbox"/> R	E-FS		S <input type="checkbox"/> L <input type="checkbox"/> R M <input type="checkbox"/> L <input type="checkbox"/> R	075 Lime Green* <input type="checkbox"/> L <input type="checkbox"/> R 076 Sporty Red <input type="checkbox"/> L <input type="checkbox"/> R
		220 <input type="checkbox"/>				P <input type="checkbox"/> L <input type="checkbox"/> R	077 Shocking Pink* <input type="checkbox"/> L <input type="checkbox"/> R
		110 <input type="checkbox"/>	RIC 312 D <input type="checkbox"/> L <input type="checkbox"/> R	ERB2D	✓	HP <input type="checkbox"/> L <input type="checkbox"/> R	078 Mediterranean Turquoise* <input type="checkbox"/> L <input type="checkbox"/> R 081 Tan Silk <input type="checkbox"/> L <input type="checkbox"/> R
BTE	EVOKE	440 <input type="checkbox"/>	FASHION MINI <input type="checkbox"/> L <input type="checkbox"/> R	E-FM		0.9mm Thin Tube <input type="checkbox"/> L <input type="checkbox"/> R 1.4mm Thin Tube <input type="checkbox"/> L <input type="checkbox"/> R	118 Tech Black <input type="checkbox"/> L <input type="checkbox"/> R 119 Silver Grey <input type="checkbox"/> L <input type="checkbox"/> R 121 Titanium Grey <input type="checkbox"/> L <input type="checkbox"/> R
		330 <input type="checkbox"/>	FASHION <input type="checkbox"/> L <input type="checkbox"/> R	E-FA		Earhook <input type="checkbox"/> L <input type="checkbox"/> R	123 Autumn Beige <input type="checkbox"/> L <input type="checkbox"/> R
		220 <input type="checkbox"/>	BTE 13 D <input type="checkbox"/> L <input type="checkbox"/> R	EBB3D	✓	V.2 0.9mm Thin Tube <input type="checkbox"/> L <input type="checkbox"/> R V.2 1.4mm Thin Tube <input type="checkbox"/> L <input type="checkbox"/> R	136 Deep Blue <input type="checkbox"/> L <input type="checkbox"/> R
		110 <input type="checkbox"/>	FASHION POWER <input type="checkbox"/> L <input type="checkbox"/> R	E-FP		Earhook <input type="checkbox"/> L <input type="checkbox"/> R	
	MENU	10 <input type="checkbox"/> 5 <input type="checkbox"/> 3 <input type="checkbox"/>	SUPER POWER <input type="checkbox"/> L <input type="checkbox"/> R	ME-SP		Earhook <input type="checkbox"/> L <input type="checkbox"/> R	021 Warm Beige <input type="checkbox"/> L <input type="checkbox"/> R 022 Brown <input type="checkbox"/> L <input type="checkbox"/> R

Style	Model	Retention Options	Colour ID
CROS <sup>1</sup>	CROS-FS <input type="checkbox"/> L <input type="checkbox"/> R	RIC (Select earware in Step 2 or 3 on reverse)	068 Pearl White <input type="checkbox"/> L <input type="checkbox"/> R 069 Summer Gold <input type="checkbox"/> L <input type="checkbox"/> R 071 Cappuccino Brown <input type="checkbox"/> L <input type="checkbox"/> R 075 Lime Green <input type="checkbox"/> L <input type="checkbox"/> R 076 Sporty Red <input type="checkbox"/> L <input type="checkbox"/> R 077 Shocking Pink <input type="checkbox"/> L <input type="checkbox"/> R 078 Mediterranean Turquoise <input type="checkbox"/> L <input type="checkbox"/> R
	CROS-FA <input type="checkbox"/> L <input type="checkbox"/> R	<input type="checkbox"/> Ear hook <input type="checkbox"/> Thin Tube (Select earware in Step 2 or 3 on reverse)	081 Tan Silk <input type="checkbox"/> L <input type="checkbox"/> R 118 Tech Black <input type="checkbox"/> L <input type="checkbox"/> R 119 Silver Grey <input type="checkbox"/> L <input type="checkbox"/> R 121 Titanium Grey <input type="checkbox"/> L <input type="checkbox"/> R 123 Autumn Beige <input type="checkbox"/> L <input type="checkbox"/> R 136 Deep Blue <input type="checkbox"/> L <input type="checkbox"/> R

1. Compatible with wireless models only, excluding 2.4 GHz models (RIC 312 D and BTE 13 D). Not compatible with MENU SP.

Options in bold are standard/default

Purchase Order #:

Date:

Ship To Account #:

Patient Name:

## STEP 2 - SELECT CUSTOM EAR-TIP/EARMOULD AND OPTIONS Or proceed to step 3 to select instant tips and options

STYLE		RECEIVER/ THIN TUBE SIZE	MATERIAL/COLOUR	WIRE/TUBE LENGTH	LOCK	VENTING
EXTENDED	RIC	S, M, P	<b>Hard solid, transparent</b> <input type="checkbox"/> L <input type="checkbox"/> R Soft solid <sup>2</sup> , transparent <input type="checkbox"/> L <input type="checkbox"/> R	L <input type="checkbox"/> <input type="checkbox"/> <input type="checkbox"/> <input type="checkbox"/> <input type="checkbox"/> <input type="checkbox"/> <input type="checkbox"/> <input type="checkbox"/> R <input type="checkbox"/> <input type="checkbox"/> <input type="checkbox"/> <input type="checkbox"/> <input type="checkbox"/> <input type="checkbox"/> <input type="checkbox"/> <input type="checkbox"/>		<b>Widex to select</b> <input type="checkbox"/> L <input type="checkbox"/> R As large as possible <input type="checkbox"/> L <input type="checkbox"/> R  Specify (circle one): L No vent XS S M L XL R No vent XS S M L XL
	Thin Tube	0.9mm/V.2 0.9mm 1.4mm/V.2 1.4mm				
TRADITIONAL	RIC	S, M, P	<b>Hard hollow, transparent</b> <input type="checkbox"/> L <input type="checkbox"/> R Hard hollow, beige <input type="checkbox"/> L <input type="checkbox"/> R Soft solid <sup>2</sup> , transparent <input type="checkbox"/> L <input type="checkbox"/> R	L <input type="checkbox"/> <input type="checkbox"/> <input type="checkbox"/> <input type="checkbox"/> <input type="checkbox"/> <input type="checkbox"/> <input type="checkbox"/> <input type="checkbox"/> R <input type="checkbox"/> <input type="checkbox"/> <input type="checkbox"/> <input type="checkbox"/> <input type="checkbox"/> <input type="checkbox"/> <input type="checkbox"/> <input type="checkbox"/>	<b>No lock</b> <input type="checkbox"/> L <input type="checkbox"/> R Canal lock <input type="checkbox"/> L <input type="checkbox"/> R Bowl lock <input type="checkbox"/> L <input type="checkbox"/> R 1/2 Skeleton <input type="checkbox"/> L <input type="checkbox"/> R Skeleton <input type="checkbox"/> L <input type="checkbox"/> R Full <input type="checkbox"/> L <input type="checkbox"/> R	<b>Widex to select</b> <input type="checkbox"/> L <input type="checkbox"/> R As large as possible <input type="checkbox"/> L <input type="checkbox"/> R  Specify (circle one): L No vent XS S M L XL XXL R No vent XS S M L XL XXL
	Thin Tube	0.9mm/V.2 0.9mm 1.4mm/V.2 1.4mm				
EMBEDDED		S, M, P, HP	<b>Hard solid, transparent</b> <input type="checkbox"/> L <input type="checkbox"/> R	L <input type="checkbox"/> <input type="checkbox"/> <input type="checkbox"/> <input type="checkbox"/> <input type="checkbox"/> <input type="checkbox"/> <input type="checkbox"/> <input type="checkbox"/> R <input type="checkbox"/> <input type="checkbox"/> <input type="checkbox"/> <input type="checkbox"/> <input type="checkbox"/> <input type="checkbox"/> <input type="checkbox"/> <input type="checkbox"/>		<b>Widex to select</b> <input type="checkbox"/> L <input type="checkbox"/> R As large as possible <input type="checkbox"/> L <input type="checkbox"/> R  Specify (circle one): L No vent XS S M L XL R No vent XS S M L XL
MODULAR		S, M, P, HP	<b>Hard, transparent</b> <input type="checkbox"/> L <input type="checkbox"/> R	L <input type="checkbox"/> <input type="checkbox"/> <input type="checkbox"/> <input type="checkbox"/> <input type="checkbox"/> <input type="checkbox"/> <input type="checkbox"/> <input type="checkbox"/> <input type="checkbox"/> <input type="checkbox"/> R <input type="checkbox"/> <input type="checkbox"/> <input type="checkbox"/> <input type="checkbox"/> <input type="checkbox"/> <input type="checkbox"/> <input type="checkbox"/> <input type="checkbox"/> <input type="checkbox"/> <input type="checkbox"/>		
STANDARD RITE		HP	<b>Hard solid, transparent</b> <input type="checkbox"/> L <input type="checkbox"/> R <b>Hard solid, beige</b> <input type="checkbox"/> L <input type="checkbox"/> R	L <input type="checkbox"/> <input type="checkbox"/> <input type="checkbox"/> <input type="checkbox"/> <input type="checkbox"/> <input type="checkbox"/> <input type="checkbox"/> <input type="checkbox"/> <input type="checkbox"/> <input type="checkbox"/> R <input type="checkbox"/> <input type="checkbox"/> <input type="checkbox"/> <input type="checkbox"/> <input type="checkbox"/> <input type="checkbox"/> <input type="checkbox"/> <input type="checkbox"/> <input type="checkbox"/> <input type="checkbox"/>	<b>Option</b> Output Extender <input type="checkbox"/> L <input type="checkbox"/> R	<b>Widex to select</b> <input type="checkbox"/> L <input type="checkbox"/> R Specify (circle one): L No vent XS S M L XL R No vent XS S M L XL
			<b>Soft solid, transparent</b> <input type="checkbox"/> L <input type="checkbox"/> R	L <input type="checkbox"/> <input type="checkbox"/> <input type="checkbox"/> <input type="checkbox"/> <input type="checkbox"/> <input type="checkbox"/> <input type="checkbox"/> <input type="checkbox"/> R <input type="checkbox"/> <input type="checkbox"/> <input type="checkbox"/> <input type="checkbox"/> <input type="checkbox"/> <input type="checkbox"/> <input type="checkbox"/> <input type="checkbox"/>		

2. The waxguard is located at the end of the receiver, not at the end of the tip. If the waxguard needs to be replaced, then the receiver must be pulled out of the shell.

## STEP 3 - SELECT EASYWEAR INSTANT EAR-TIPS AND OPTIONS or return to step 2 to select custom ear-tips/earmoulds and options

STYLE	WIRE/THIN TUBE LENGTH	INSTANT EAR-TIP RIC & THIN TUBES				
RIC (S, M, P receivers) OR THIN TUBE	L <input type="checkbox"/> <input type="checkbox"/> <input type="checkbox"/> <input type="checkbox"/> <input type="checkbox"/> <input type="checkbox"/> <input type="checkbox"/> <input type="checkbox"/>	<b>Open</b>	<b>Round - 2 vent</b>	<b>Tulip</b>	<b>Round - 1 vent</b>	<b>Double</b>
	R <input type="checkbox"/> <input type="checkbox"/> <input type="checkbox"/> <input type="checkbox"/> <input type="checkbox"/> <input type="checkbox"/> <input type="checkbox"/> <input type="checkbox"/>					
		<input type="checkbox"/> XS <input type="checkbox"/> S <input type="checkbox"/> OL	<input type="checkbox"/> S <input type="checkbox"/> M <input type="checkbox"/> OL	<input type="checkbox"/> M <input type="checkbox"/> OL	<input type="checkbox"/> S <input type="checkbox"/> M <input type="checkbox"/> OL	<input type="checkbox"/> XS <input type="checkbox"/> S <input type="checkbox"/> M <input type="checkbox"/> OL

## STEP 4 - SELECT ALDS/ACCESSORIES







COMPATIBLE WITH WIDEX EVOKE™	COMPATIBLE WITH MENU	COM-DEX COLOUR
<input type="checkbox"/> COM-DEX <input type="checkbox"/> FM+DEX <sup>5</sup> <input type="checkbox"/> PERFECTDRY LUX <input type="checkbox"/> PHONE-DEX 2 <input type="checkbox"/> PHONE-DEX 2 EXTENSION <sup>4</sup>	<input type="checkbox"/> RC4-1 <input type="checkbox"/> RC4-2 <input type="checkbox"/> PERFECTDRY LUX	<input type="checkbox"/> Anthracite Grey <input type="checkbox"/> Champagne White <input type="checkbox"/> Emerald Green
<input type="checkbox"/> RC-DEX <input type="checkbox"/> REMOTE LINK <input type="checkbox"/> TV-DEX <input type="checkbox"/> TV-DEX D to A CONVERTER <input type="checkbox"/> TV PLAY <sup>5</sup>	3. Requires FM receiver and transmitter for FM use. 4. Requires PHONE-DEX 2 for use. 5. Compatible with WIDEX EVOKE RIC 312 D and WIDEX EVOKE BTE 13 D only.	<b>RC4 COLOUR</b> <input type="checkbox"/> Classic Grey <input type="checkbox"/> Fashion Grey <input type="checkbox"/> Pearl White

## REFERENCE






### RIC/RITE REFERENCE

Technical Data	Receiver (2cc coupler) ANSI 2014			
	S	M	P	HP
Max Output (dB SPL)	107	114	122	133
Max Gain (dB)	52	58	64	74
Fitting Range (dB HL)	0-80	0-90	40-110	50-115

### LOCK LEGEND

No Lock	Canal Lock	Bowl Lock	1/2 Skeleton	Skeleton	Full
					

### STYLE REFERENCE

Extended	Traditional	Embedded	Modular	Standard Rite
				

Options in bold are standard/default.

## SUPPLIES & ORDER FORMS

Supplies:  Impression Boxes  Courier Bags  Courier Labels  Service Forms **Order Forms:**  CUSTOM  WIDEX EVOKE/MENU RIC/BTE  WIDEX MOMENT RIC/BTE