

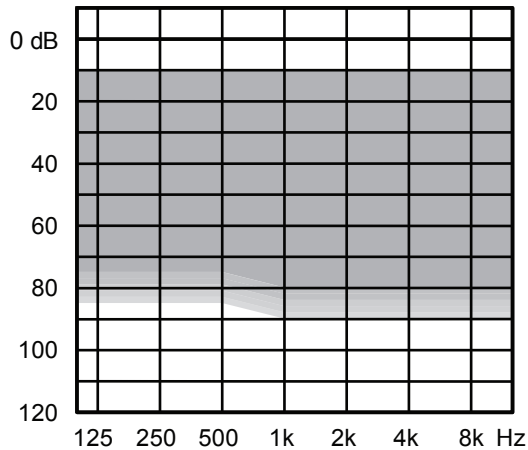
WIDEX EVOKE™ ITE/ITC WITH SOUNDSSENSE TECHNOLOGY



The WIDEX ITE/ITC is based on the WIDEX E-platform, with a Fluid Sound Controller that handles automatic processing more accurately and faster than before. WIDEX ITE/ITC is the first hearing aid to use SoundSense Adapt to learn from the users' preferences and help guide them to a better, more personalized sound.

- Multiple wireless connectivity via WidexLink technology and TONELINK App
- Compatible with the DEX assistive listening devices
- 4 performance levels 440/330/220/110
- Uses an P-receiver
- Uses a size 312 battery
- Optional volume wheel and/or push button
- Protection class IP68
- Minimal to severe hearing losses

SUGGESTED FITTING RANGE



STANDARD TECHNOLOGY

- E-platform with Fluid Sound Controller
- Improved Widex rationale
- Acclimatization rationale
- Power Saver IV technology for low current consumption

KEY FEATURES	440	330	220	110
Performance	xxxxxx	xxxxx	xxxx	xx
Processing and fine-tuning channels	15	12	10	6

CONNECTIVITY

WidexLink to DEX assistive listening devices*				
	•	•	•	•

APPS FOR iOS AND ANDROID

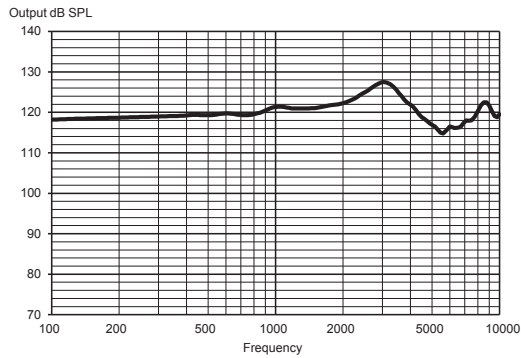
APP				
TONELINK App	•	•	•	•
COM-DEX App	•	•	•	•

FEATURES

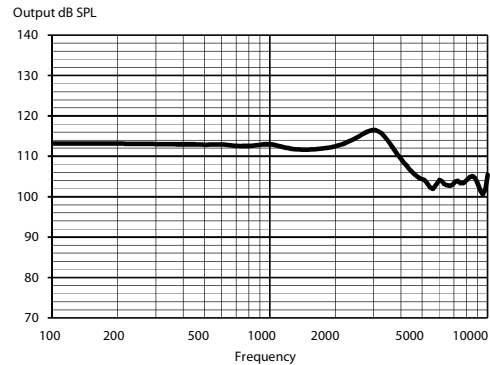
FEATURE				
Adaptation manager	•	•	•	•
Fluid Sound Analyzer (sound classes)	11 (IE)	7 (IE)	4	3
Programs	5	4	3	3
High-frequency boost	•			
Speech Enhancer RT	RT/IE	IE		
TruSound Softener	•	•	•	
SoundSense Adapt (via DEX and/or APP)	•	•	•	
Preference control	•	•	•	•
Soft-level noise reduction	•	•	•	•
Noise Reduction	•	•	•	•
ZEN IE	•	•	•	•
Audibility Extender	•	•	•	•

*Also includes DEX assistive listening devices: CALL-DEX, TV-DEX, COM-DEX, UNI-DEX, RC-DEX, FM+ DEX, PHONE-DEX

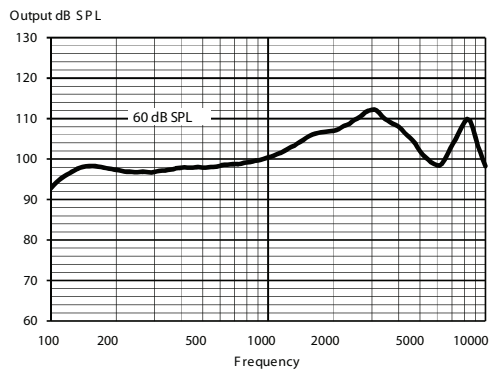
MAXIMUM OUTPUT - EAR SIMULATOR



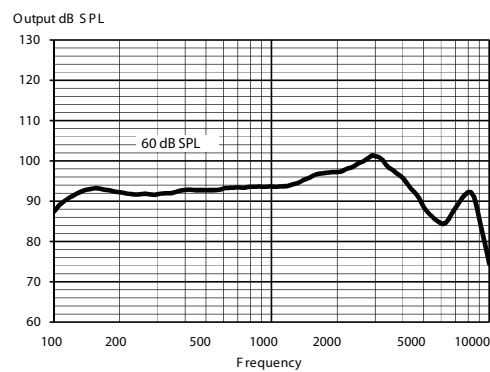
MAXIMUM OUTPUT - 2CC COUPLER



OUTPUT - EAR SIMULATOR



OUTPUT - 2CC COUPLER



Technical data:

Typical data obtained through standard pure tone measurements. Hearing aid set to Compass Reference Test Gain, unless stated otherwise. Measured using a standard ITE coupler without wax guard, and with a 5 x 1.55mm tube. For further information, please contact Widex at global.widex.com

		EAR SIMULATOR IEC 60118-0:1983 + A1:1994	2CC COUPLER IEC 60118-0:2015, ANSI S3.22-2014
OSPL90	1600 Hz	121 dB SPL	112 dB SPL
	Peak	127 dB SPL	117 dB SPL
	Average	121 dB SPL	113 dB SPL
Acoustic output (Input 60 dB SPL)	1600 Hz	106 dB SPL	97 dB SPL
	Peak	112 dB SPL	101 dB SPL
	Average	102 dB SPL	97 dB SPL
Full-on gain (Input 50 dB SPL, Compass Full-on gain)	1600 Hz	68 dB	59 dB
	Peak	68 dB	60 dB
	Average	64 dB	57 dB
Acoustic frequency range		100 Hz - 10000 Hz	100 Hz - 9800 Hz
Harmonic distortion (typical)	500 Hz	<2%	<2%
	800 Hz	<2%	<2%
	1600 Hz	<2%	<2%
Equivalent input noise		22 dB SPL	22 dB SPL
Battery drain (standby)		1.13 mA	1.13 mA
Battery drain*		1.25 mA	1.44 mA
Battery life (Type 312 Zn-Air, 170 mAh)*		135 h	120 h
Mobile phone immunity (IEC 60118-13:2016, ANSI C63.19:2011)		IRIL: -38/-33/-16 dB SPL	U-rating: M4

*Battery life in real-life situations depends among other things on the hearing aid features used and the quality of the battery used.

Do not modify this equipment without authorization of the manufacturer. Spare parts and instructions for correct repair can be acquired from Widex.